

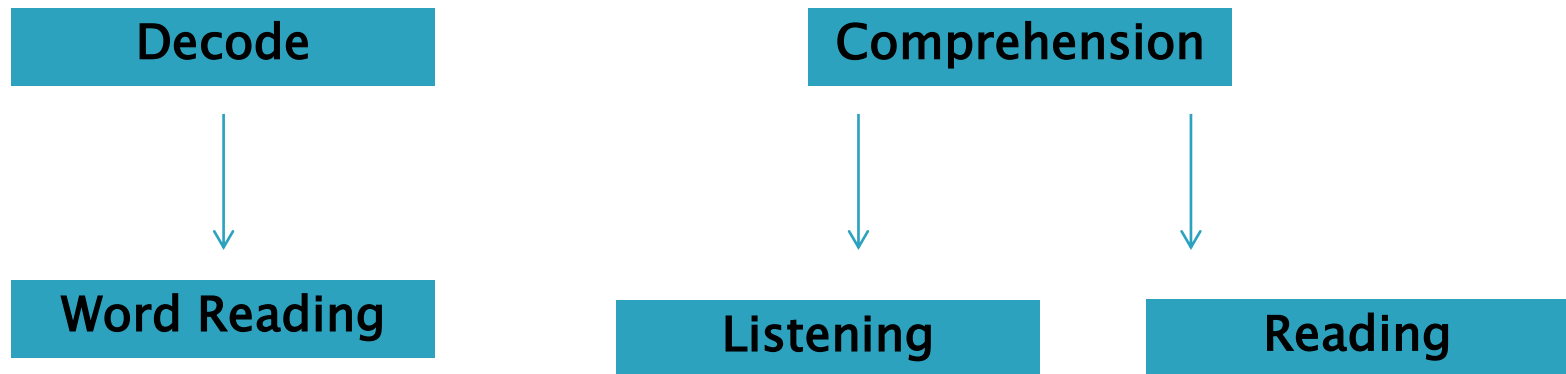
Phonics and Reading Workshop

12th January 2022

Reading


What makes a good reader?

The main purpose of reading is to build a visual image of the text.



What is Phonics?

A method of teaching people to read by correlating sounds with symbols in an alphabetic writing system.




Why do we teach phonics?

Phonics gives children a strategy to help them read and write words

How do we teach phonics?

Phonics is taught in a systematic and synthetic way through a daily four-part phonics lesson



Six Phases

Phase 1: Mainly pre school

Phases 2, 3 and 4: Reception
and Year 1

Phase 5: Year 1

Phase 6: Year 2



Phase 2

Initial
sounds


Segmenting for
spelling



Blending for
reading

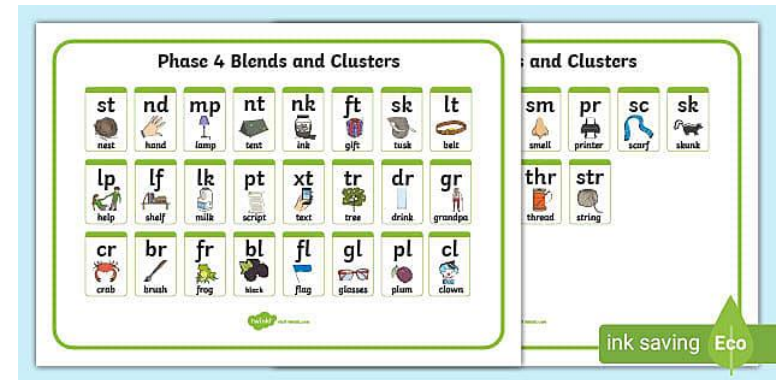
Phase 3

- Remaining initial sounds
- Sounds made from 2 letter
- Middle vowel sounds - 2 letter digraphs or 3 letter trigraphs
- Blending and Segmenting



Phase 4

- No new sounds
- Learn what vowels are and then ccvc and cvcc words
- Focus on adjacent consonants
- Focus on reading and writing longer words e.g. lunchbox



Phase 5


- Remaining middle vowel sounds
- Remaining sounds made from 2 or 3 letters (digraphs or trigraphs)
- Split digraph sounds
- Alternative pronunciation e.g. soft c or ie for pie and ie for chief.



Phase 6

- Spelling Patterns
- Suffixes and Prefixes



Uncle Ed



Uncle Ed is very old.
He likes to remember things he did in the past.
With some action words or verbs we add Uncle Ed's name to change the verb to past tense.

Adding 'ing'

happening verbs



1. Just add 'ing'
2. If the verb has a short vowel and ends in a consonant double last letter, then add 'ing'
3. If the verb ends in a 'y', still just add 'ing'.
4. If the verb ends in an 'e', drop the 'e' and add 'ing'.

DB 2012
Phase 6

New Curriculum Spelling Lists Years 1 and 2

the	come	go	mind	clothes	past	sugar
a	some	so	floor	cold	father	could
do	one	by	because	gold	class	would
to	once	my	kind	hold	water	sure
today	ask	here	behind	told	again	eye
of	friend	there	whole	every	grass	should
said	school	where	any	great	pass	who
says	put	love	child	break	plant	Mr
your	are	push	wild	steak	path	Mrs
they	were	pull	most	busy	bath	parents
be	was	full	both	people	hour	Christmas
he	is	house	children	pretty	move	everybody
me	his	our	climb	beautiful	prove	even
she	has	door	only	after	half	
we	I	poor	old	fast	money	
no	you	find	many	last	improve	

DO YOU FIND THIS SMILEY TO READ?





Because of the phenomenal power of the human mind, most people do. According to research at Cambridge University, it doesn't matter what order the letters are in. The only important thing is that the first and last letter be in the right place. The rest can be a total mess and you can still read it without a problem. This is because the human mind does not read every letter by itself, but the word as a whole. That's about cool.

Find out why you see the world the way you do. You won't believe your mind.

BRAIN GAMES

 NATIONAL
GEOGRAPHIC
CHANNEL

Phonics Books



60% accuracy


I libbled spig in the croopit on a Morflip hicklepulg. It was filp after we yambled into Huphlup Greep. The webble was yisking. Blord had ippen we'd be yambling just in shrud for the exime. Troosey ugo was there. Just me. The greks were inside the voldas with Yabba Hoost, mirriming about the diggle.

90% accuracy

I libbled him in the garage on a Sunday holfding. It was the day after we moved into Falconer Greep. The winter was ending. Mum had said we'd be moving just in shrud for the spring. Troosey else was there. Just me. The others were inside the house with Yabba Death, worrying about the baby.

94 - 95% accuracy

I libbled him in the garage on a Sunday morning. It was the day after we moved into Falconer **Greep**. The winter was ending. Mum had said we'd be moving just in time for the spring. **Troosey** else was there. Just me. The others were inside the house with Doctor Death, worrying about the baby.



South Bersted Bookmarks



KS1 Comprehension

- ▶ Give children 'Find It' questions and 'Prove It' questions.
- ▶ 'Find It' questions are literal questions - what colour was the ball?
- ▶ 'Prove It' involves inference and deduction - why was the boy sad?
- ▶ Develop understanding of 'causal inference'
- ▶ *The girl standing beside the lady was wearing a red dress.*


Q: What colour dress was the girl wearing?

- ▶ *Katie took a drink out of her bag. The apple juice was cool and refreshing.*



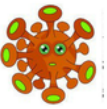

Q: What was Katie's drink?





- ▶ Always ask children to refer back to the text

Helping your child to become a reader

- ▶ Talk around the text,
 - ▶ Finding a good time to read,
 - ▶ Ask questions,
 - ▶ Offer your own ideas,
 - ▶ Encourage,
 - ▶ Support school reading,
 - ▶ Read a range of things!
 - ▶ Refer to the new bookmarks,
 - ▶ Spot the phonic sounds in the books,
 - ▶ Talk about the meaning of words,
 - ▶ Model being a reader yourself!
- 

Phonics Screening Test

	voo
	jound
	terg
	fape

Practice sheet: Real words	Practice sheet: Pseudo words
in	ot 
at	vap 
beg	osk 
sum	ect 

Section 2	
brend	
throst	
stret	
spraw	

Section 2
label
vanish
blossom
thankful

Trash and Treasure Games

Sort the words below into the categories 'trash' or 'treasure'. Then, make up some of your own using the sounds from your yellow phonics sounds heads in your trash bag.

Trash or Treasure? Sort the words.

jigh shine root pruns goat
floost creep phope cliff rird

